




Kentucky High School Athletic Association

2280 Executive Drive ° Lexington, KY 40505 ° www.khsaa.org ° (859)299-5472 (859)293-5999 (fax)

MEMORANDUM

To: Superintendent, Principal, and Athletic Director
North Hardin High School

From: Brigid L. DeVries, Commissioner
Larry Boucher, Assistant Commissioner 


Date: July 26, 2006

Subject: 2005-2006 Title IX Annual Report Forms Submission

Enclosed please find a copy of Form T-65, the 2005-2006 KHSAA Title IX Annual Report Submission Status Report. In addition, you may find an attachment with corrected copies of the forms submitted by your school personnel. Please review this information so the forms can be completed accurately in the future.

Also, KHSAA Audit Team Members may have requested resubmission of some of the 2005-2006 Annual Report Forms or need additional information on your athletic programs. Please submit this information by the date requested if this is applicable. Copies and all KHSAA Title IX documents must be kept current and included in your permanent Title IX File at the school. All documents are subject to Open Records Requests.

Should you need any further information, please do not hesitate to call anytime.



**KHSAA TITLE IX
ANNUAL REPORT SUBMISSION
STATUS REPORT
2005-2006**

KHSAA Form T65
Revised 8/05

TO: KHSAA Member School Superintendents, Principals, and Athletic Directors

FROM: Brigid L. DeVries, Commissioner
Larry Boucher, Assistant Commissioner

DATE: 7/26/2006

School	North Hardin High	Reviewed by	Phyllis Catlett
--------	-------------------	-------------	-----------------

The following is a status report regarding the required 2005 - 2006 Title IX Annual Report submission of forms due into the KHSAA office by April 15, 2006. Appropriate KHSAA Audit Team personnel have reviewed these forms and the following is a summary of this review.

I. Checklist of Forms properly submitted in a satisfactory manner:

X	GE 19 (Annual Verification)	X	T-35 (Budget Expenses)
X	T-1 (Summary Program Chart 1)	X	T-36 (Budget Expenses)
X	T-2 (Summary Program Chart 2)	X	T-41 (Checklist – Overall Interscholastic Program)
X	T-3 (Summary Program Chart 3)	X	T-60 (Corrective Action Plan)
X	T-4 (Summary Program Chart 4)	X	T-63 (Interscholastic Survey Results)

II. Status

A.		2005 – 2006 Forms are satisfactory and no further information or action is necessary at this time.
B.		Errors have been noted with respect to the following forms:
C.		The following forms were omitted and must be submitted by school representatives:
D.	X	Other Recommendation and Comments: I would encourage the school to continue to monitor the interest in golf. In the future reports, all expenditures for athletics should be listed on T-35, T-36 and any booster monies that may assist the athletic program should be recorded on T-35, T-36.



North Hardin High School

801 S. Logsdon Parkway · Radcliff KY 40160

Phone: 270-351-3167 · Fax: 270-352-4512



Bill Dennison
Principal

Shelly Hendricks
James Slaven
Les Tharp
Assistant Principals

Alan Campbell
Judy Campbell
Pam Carter
Bob Moore
Counselors

Lin Linder
Angie Rucker
Library/Media
Specialists

Ellen Douglas
Curriculum,
Instruction,
Assessment
Resource Teacher

Mimi Pike
Office Manager

Lynny Harper
Bookkeeper

August 4, 2006

Commissioner Brigid DeVries
Assistant Commissioner Larry Boucher

Dear Athletic Colleagues,

I recently received my annual Title IX documentation back from reviewer Phyllis Catlett. I am a little puzzled at some of her recommendations to our school and myself.

She stated in line D that all expenditures for athletics should be listed on T-35 and T-36 and any booster monies that may assist athletic programs should be recorded on T-35 and T-36.

I am sending you my documentation that I sent to the KHSAA offices prior to the April 15th deadline. As you will see, I did include all monies that helped our programs. The documentation that is included shows that booster monies was included on the T-35 and T-36 documents

North Hardin prides itself on being one of the best documents that the KHSAA receives. We have always been recognized as one of the exemplary programs in our fine state.

Please review the material. I am sure that Mrs. Catlett worked extremely hard on our packet. I also would not disagree with her findings, if one were not warranted. I do this out of no disrespect to Mrs. Catlett.

OK - Am
Aug 31, 2006
memo / phone - g/kp/dk
call to school
see 100-1000
review T-35
back to school
4/20/06

Thank you for your time and consideration on this matter.

A handwritten signature in black ink, appearing to read 'Alan Campbell', with a stylized, cursive script.

Alan Campbell
Athletic Director
North Hardin High School

**2005-2006
ACTUAL EXPENDITURES - PROGRAM COMPARISON CHART I
TO INCLUDE BOOSTER CLUB FUNDING**

	equipment and supplies		travel		awards		coaches' salaries (to include supplemental and extended employment; dollar amount needed)		facilities improvements		publications (if sport-specific)	
	Expenditures		Expenditures		Expenditures		Expenditures		Expenditures		Expenditures	
	School	Booster	School	Booster	School	Booster	School	Booster	School	Booster	School	Booster
G basketball	6600		4300	2,000	1500	1,000						
B basketball	6600		600		500							
G softball	1000		2,000	4000	500	500						
B baseball	2400		4200	2100								
G cross country	2200	500	1400		400	200			6,000			
B cross country	2200	500	1400		400	200						
G golf			600	600		300						
B golf			600			200						
G soccer	3100		600	800	600	400			1,000			
B soccer	700			400	100	600			1,000			
G swimming	1200		400		200							
B swimming	1300		100		200							

- Total expenditures on T-35 and T-36 on the 2005-2006 year report due by April 15, 2006, should reflect the total monies spent (rounded off to nearest hundred) for the entire school year of 2004-2005 ending June 30, 2005.
- Booster Club Funding/Contributions must be included in the expenditures total.

Principal's Signature: *[Signature]* Date: 4/14/06

**2005-2006
ACTUAL EXPENDITURES - PROGRAM COMPARISON CHART 2
TO INCLUDE BOOSTER CLUB FUNDING**

	equipment and supplies		travel		awards		coaches' salaries (to include supplemental and extended employment; <i>dollar amount needed</i>)		facilities improvements		publications (if sport-specific)	
	Expenditures		Expenditures		Expenditures		Expenditures		Expenditures		Expenditures	
	School	Booster	School	Booster	School	Booster	School	Booster	School	Booster	School	Booster
G track	1,000		600			200						
B track	1,000		600			200						
G tennis	200				200							
B tennis	200				200							
G volleyball	4700		300	600	100							
B wrestling	1700		3200	1200	700	400						
G (list sport)												
B football	8200		600	600	1400	500						
G (list sport)												
B (list sport)												

1. Total expenditures on T-35 and T-36 on the 2005-2006 year report due by April 15, 2006, should reflect the total monies spent (rounded off to nearest hundred) for the entire school year of 2004-2005 ending June 30, 2005.

2. Booster Club Funding/Contributions must be included in the expenditures total.

Indicate percentage of total expenditures for each gender:

Gender	Expenditures	Percentage
Boys	\$ 52,700	54
Girls	\$ 45,700	46
Total:	\$ 98,400	100%

Principal's Signature: _____

Copyright 1999, Good Sports, Inc., Title IX and Gender Equity Specialists. All rights reserved.

Date: _____

[Handwritten Signature]
4/14/06

**2005-2006
ACTUAL EXPENDITURES - PROGRAM COMPARISON CHART 1
TO INCLUDE BOOSTER CLUB FUNDING**

	equipment and supplies		travel		awards		coaches' salaries (to include supplemental and extended employment; dollar amount needed)		facilities improvements		publications (if sport-specific)	
	Expenditures		Expenditures		Expenditures		Expenditures		Expenditures		Expenditures	
	School	Booster	School	Booster	School	Booster	School	Booster	School	Booster	School	Booster
G basketball												
B basketball							16,924					
G softball							16,924					
B baseball							6816					
G cross country							6816					
B cross country							3678					
G golf							3678					
B golf							1787					
G soccer							1787					
B soccer							5396					
G swimming							5396					
B swimming							2837					

1. Total expenditures on T-35 and T-36 on the 2005-2006 year report due by April 15, 2006, should reflect the total monies spent (rounded off to nearest hundred) for the entire school year of 2004-2005 ending June 30, 2005.

2. Booster Club Funding/Contributions must be included in the expenditures total.

Principal's Signature: _____ Date: _____
 Copyright 1999, GoodSports, Inc., Title IX and Gender Equity Specialists. All rights reserved.

**2005-2006
ACTUAL EXPENDITURES - PROGRAM COMPARISON CHART 2
TO INCLUDE BOOSTER CLUB FUNDING**

	equipment and supplies		travel		awards		coaches' salaries (to include supplemental and extended employment; dollar amount needed)		facilities improvements		publications (if sport-specific)	
	Expenditures		Expenditures		Expenditures		Expenditures		Expenditures		Expenditures	
	School	Booster	School	Booster	School	Booster	School	Booster	School	Booster	School	Booster
G track							\$396					
B track							5396					
G tennis							1787					
B tennis							1787					
G volleyball							6446					
B wrestling							5396					
G (list sport)												
B football							32692					
G (list sport)												
B (list sport)												


1. Total expenditures on T-35 and T-36 on the 2005-2006 year report due by April 15, 2006, should reflect the total monies spent (rounded off to nearest hundred) for the entire school year of 2004-2005 ending June 30, 2005.

2. Booster Club Funding/Contributions must be included in the expenditures total.

Indicate percentage of total expenditures for each gender:

Gender	Expenditures	Percentage
Boys	\$	
Girls	\$	
Total:	\$	100%

Principal's Signature: _____ **Date:** _____



**KHSAA TITLE IX
ANNUAL REPORT SUBMISSION
STATUS REPORT
2005-2006**

*KHSAA Form T65
Revised 8/05*

TO: KHSAA Member School Superintendents, Principals, and Athletic Directors

FROM: Brigid L. DeVries, Commissioner
Larry Boucher, Assistant Commissioner

DATE: 7/26/2006

School	North Hardin High	Reviewed by	Phyllis Catlett
--------	-------------------	-------------	-----------------

The following is a status report regarding the required 2005 - 2006 Title IX Annual Report submission of forms due into the KHSAA office by April 15, 2006. Appropriate KHSAA Audit Team personnel have reviewed these forms and the following is a summary of this review.

I. Checklist of Forms properly submitted in a satisfactory manner:

<input checked="" type="checkbox"/>	GE 19 (Annual Verification)	<input checked="" type="checkbox"/>	T-35 (Budget Expenses)
<input checked="" type="checkbox"/>	T-1 (Summary Program Chart 1)	<input checked="" type="checkbox"/>	T-36 (Budget Expenses)
<input checked="" type="checkbox"/>	T-2 (Summary Program Chart 2)	<input checked="" type="checkbox"/>	T-41 (Checklist – Overall Interscholastic Program)
<input checked="" type="checkbox"/>	T-3 (Summary Program Chart 3)	<input checked="" type="checkbox"/>	T-60 (Corrective Action Plan)
<input checked="" type="checkbox"/>	T-4 (Summary Program Chart 4)	<input checked="" type="checkbox"/>	T-63 (Interscholastic Survey Results)

II. Status:

A.		2005 – 2006 Forms are satisfactory and no further information or action is necessary at this time.
B.		Errors have been noted with respect to the following forms:
C.		The following forms were omitted and must be submitted by school representatives:
D.	<input checked="" type="checkbox"/>	Other Recommendation and Comments: I would encourage the school to continue to monitor te interest in golf. In the future reports, all expenditures for athletics should be listed on T-35, T-36 and any booster monies that may assist the athletic program should be recorded on T-35, T-36.



**2005-2006 KENTUCKY HIGH SCHOOL ATHLETIC ASSOCIATION
ANNUAL VERIFICATION OF TITLE IX PROCEDURES**
(To be submitted by April 15, 2006 along with other required forms)

The North Harbin High School, Radcliff, Kentucky
(Name of High School) (City)

certifies to the Kentucky High School Athletic Association that the following is an accurate and true representation of the facts surrounding compliance with 20 U.S.C. Sections 1681-1688, et. Seq. (also known as Title IX)

I certify the following provisions in accordance with records at the school contained in the permanent Title IX file, and to the best of my knowledge have completed the following tasks (All boxes must be checked).

Established a gender equity committee at the high school. (list committee personnel and provide attachment if necessary)

Name	Address	Phone	Title
Bill Dennisson	801 S. Louisville Pkwy.	351-3167	Principal
Alan Campbell	"	"	Athletic Director
Gerald Lowery	WA Jenkins Rd.	769-8802	District Title IX
Lyann Harper	801 S. Louisville Pkwy.	351-3167	Parent Bookkeeper
John Russell	"	"	Cross Country, Track
Jim Shaw	"	"	Soccer
Harold Tucker	"	"	Ast. AD
James Steven	"	"	Cross Country, Girls Basketball
Tracey Morris	"	"	Volleyball

Scheduled a minimum of three meetings during the 2005-2006 school year on the following dates:

Designated the following person(s) as the Title IX coordinator for the school:

Alan Campbell Athletic Director 801 S. Louisville Pkwy. Radcliff
Name Title Address Phone (270) 351-3167

Designated the following person(s) as the Title IX coordinator for the district:

Gerald Lowery District Coordinator for North End WA Jenkins Rd. 769-8802
Name Title Address Phone

School personnel are continuing to make periodic reviews of the boys' and girls' athletics program reflected in the Corrective Action Plan.

In addition to the above information, the above referenced school maintains a complete permanent file relative to Title IX records including copies of the self-assessment audit, all corrective action plans, and other related materials.

[Signature] 4/14 2006
Principal's Signature Date

[Signature] [Signature]
Superintendent Signature School Board Chairpersons' Signature

(Send original copy to KHSAA - Maintain duplicate in Title IX school folder)

Maurice Cassie Student 100 White Birch Ave. 351-5109
Sarah Van Riper Student 731 Campbell St. Radcliff 312-6463

2005-2006
ACCOMMODATION OF INTERESTS AND ABILITIES
SUMMARY PROGRAM CHART 1

KHSAA
 Form T1
 Rev. 9/05

Participation Opportunities Test One


		(Column 1)	(Column 2)	(Column 3)	(Column 4)
	Program	Enrollment	Percentage of Total Enrollment	Number of Interscholastic Participants (double and triple count)	Percentage of Total Participation
Row 1	GIRLS	670	49.5	279	40.3
Row 2	BOYS	682	50.4	413	59.6
Row 3	Totals	1352	100%	692	100%

Instructions:

*Number of 8th grade students & below used in Column 3 and Column 4 calculations if applicable: 51

- Determine the total number of girls enrolled, (place in Row 1, Column 1). Determine the total number of boys enrolled, (place in Row 2, Column 1).
- Add the total number of girls and boys enrolled to determine total enrollment, (place in Row 3, Column 1).
- Calculate the percentage of total enrollment that is female. (Divide Row 1, Column 1 by row 3, Column 1 and place in Row 1, Column 2.) Calculate the percentage of total enrollment that is male. (Divide Row 2, Column 1 by Row 3, Column 1 and place in Row 2, Column 2.) Note: Row 1, Column 2 plus Row 2, Column 2 should total 100%.
- Ask the head coaches to review the most updated eligibility or squad lists for their teams. Ask coaches to confirm the names of those individuals who are on the team as of the first **date of competition**, and cross out the names of those who were cut from the team or quit the team prior to the first competitive event. Determine the total number of interscholastic athletics participants that are girls, (and place in Row 1, Column 3). In order to determine the total number of athletics participants, an individual should be counted each time he or she participates on a team. For example, if Jane Doe competes on the varsity volleyball team, the junior varsity volleyball team, the junior varsity basketball team, and the varsity softball team, she should be counted as four participants (**do not include club or intramural sports participants, cheerleaders, dance teams, or pom squads**). Calculate the same way for boys and girls. * In addition, should 8th grade students and below play on a Freshman, Junior Varsity, or Varsity team, they should also be counted for each team and sport on which they participate. If applicable, please asterisk the above notation as to how many 8th grade students & below are included in the totals. Using the same procedure, determine the total number of interscholastic athletic participants that are boys, (and place in Row 2, Column 3). Add Row 1, Column 3 plus Row 2, Column 3 to get total participants and place in Row 3, Column 3.
- Calculate the percentage of female participation. (Row 1, Column 3 divided by Row 3, Column 3 and place in Row 1, Column 4.) Calculate the percentage of male participation. (Row 2, Column 3 divided by Row 3, Column 3 and place in Row 2, Column 4.) Note: Row 1, Column 4 plus Row 2, Column 4 should total 100%.

Note: While being within three percent is not a formal compliance standard; if the percent listed in Row 1, Column 4 is within 3% of Row 1, Column 2, then it provides a good target within which compliance is likely.

Principal's Signature:  Date: 4/14/06

2005-2006
ACCOMMODATION OF INTERESTS AND ABILITIES
SUMMARY PROGRAM CHART 2

KHSAA
 Form T2
 Rev. 9/05

Participation Opportunities Test Two

			Column 1	Column 2	Column 3	Column 4	Column 5
Program			Number of Teams Currently Offered	Number of Participants	Number of Teams Added Since the beginning of the 2001-2002 School Year	Number of Participants Added Since the beginning of the 2001-2002 School Year	Percent of Total Participation By Sex Added Since the beginning of the 2001-2002 School Year
GIRLS	Row 1	varsity:	9	146			
	Row 2	j.v.:	6	95			
	Row 3	frosh:	3	38	2	1	20
	Row 4	total:	18	279	1	20	77%
BOYS	Row 5	varsity:	10	217			
	Row 6	j.v.:	7	143			
	Row 7	frosh:	3	56			
	Row 8	total:	20	413			

- 1) For Column 1, list the number of interscholastic teams offered for girls and boys at each competitive level (varsity, junior varsity, and freshman). For girls, total each of the entries in Rows 1, 2, and 3 into Row 4. For boys, total Rows 5, 6, and 7 into Row 8.
- 2) For Column 2, list the number of participants at each level. For girls, total each of the entries in Rows 1, 2, and 3 into Row 4. For boys, total Rows 5, 6, and 7 into Row 8. **Note:** The totals in Row 4 for girls and in Row 8 for boys must be the same as the totals in Form T-1, Column 3, Rows 1 and 2 respectively.
- 3) For Column 3, list the number of interscholastic teams that have been added in the last five years at each competitive level. Count each team added during the 5 year period only one time. e.g. Girl's junior varsity soccer was added 3 years ago, count the team only once, not 3 times. For girls, total the entries in Rows 1, 2, and 3 into Row 4. For boys, total Rows 5, 6, and 7 into Row 8.
- 4) For Column 4, list the number of participants that are currently on each level of the teams that were added in the last five years. If a team was added previously but no longer exists, there are no current participants to be added for that team. For girls, total the entries in Rows 1, 2, and 3 into Row 4. For boys, total Rows 5, 6, and 7 into Row 8.
- 5) For Column 5, calculate the percentage of participants that have been added in the last five years. For girls, take the number in Column 4, Row 4 and divide by the number in Column 2, Row 4. For boys, take the number in Column 4, Row 8 and divide it by the number in Column 2, Row 8.

Note: If the percentage of current participants added in the last five years is 25% or greater, compliance with test two may be possible. If less than 25%, then compliance with test three should be analyzed. **CAUTION:** 25% is not a formal compliance standard.

Principal's Signature: _____


Date: _____

2005-2006
ACCOMMODATION OF INTERESTS AND ABILITIES
SUMMARY PROGRAM CHART 3

Participation Opportunities Test Three

FOR ANY QUESTION ANSWERED "YES" IDENTIFY THE RESPECTIVE SPORT(S).

	GIRLS (Yes / No)		BOYS (Yes / No)
1. For a sport not currently played at the interscholastic level (varsity, junior varsity, or freshman) in your school, is there an intramural team offered for that sport?	No		No
2. For a sport <u>not</u> currently offered in your interscholastic athletics program, is there sufficient interest to form a viable interscholastic team based on participation on an intramural team or community recreation teams?	No		No
3. For a sport <u>not</u> currently offered, is there sufficient interest, based on your most recent Student Interest Survey, to form a viable interscholastic team based on student responses from the interscholastic survey? If yes, what sport?	No		No
4. For a sport currently offered at the varsity level only, is there sufficient interest, based on your most recent Student Interest Survey, to form a viable team for a junior varsity or freshman team that is not currently offered?	No		No
5. For a sport currently offered at the junior varsity or freshman level is there sufficient interest, based on your most recent Student Interest Survey, to form a varsity team not currently offered?	No		No
6. If you answered YES to question (1), (2), (3), (4), or (5), are there enough high schools in your geographic area offering the sport (at the appropriate level) to allow for the development of a reasonable schedule of competition?			

Principal's Signature:  Date: 4/14/06

2005-2006
ACCOMODATION OF INTERESTS AND ABILITIES
SUMMARY PROGRAM CHART 4

Levels of Competition Test One

		Column 1	Column 2	Column 3
Girls	Team Levels	Number of Teams Currently Offered	Number of Participants	Percentage of Participants at Each Level
Row 1	varsity:	9	146	52.3
Row 2	j.v.:	6	95	34.1
Row 3	frosh:	3	38	13.6
Row 4	total:	18	279	100%
Boys				
Row 5	varsity:	10	217	52.5
Row 6	j.v.:	7	143	34.6
Row 7	frosh:	3	56	13.6
Row 8	total:	20	413	100%

- 1) Column 1, list the number of interscholastic teams offered for girls and boys at each competitive level; varsity, junior varsity, and freshman. (Refer to Form T-2, Accommodation of Interests and Abilities, Summary Program Chart 2, Column 1.)
- 2) For Column 2, list the number of participants at each level. For girls, total the entries in Rows 1, 2, and 3 into Row 4. For boys, total the entries in Rows 5, 6, and 7 into Row 8. (Refer to Form T-2, Accommodation of Interests and Abilities, Summary Program Chart 2, Column 2.)
- 3) For Column 3, calculate the percentage of female and male participants at each level.
For girls' varsity, junior varsity, and frosh, respectively:
 - Divide Column 2, Row 1 by Column 2, Row 4, and place the percentage in Column 3, Row 1.
 - Divide Column 2, Row 2 by Column 2, Row 4, and place the percentage in Column 3, Row 2.
 - Divide Column 2, Row 3 by Column 2, Row 4, and place the percentage in Column 3, Row 3.
 -
 For boys' varsity, junior varsity, and frosh, respectively:
 - Divide Column 2, Row 5 by Column 2, Row 8, and place the percentage in Column 3, Row 5.
 - Divide Column 2, Row 6 by Column 2, Row 8, and place the percentage in Column 3, Row 6.
 - Divide Column 2, Row 7 by Column 2, Row 8, and place the percentage in Column 3, Row 7.

Principal's Signature: _____

Date: _____

Revised
copy
4/28

2005-2006
ACTUAL EXPENDITURES - PROGRAM COMPARISON CHART I
TO INCLUDE BOOSTER CLUB FUNDING

	equipment and supplies		travel		awards		coaches' salaries (to include supplemental and extended employment; <i>other amount needed</i>)		facilities improvements		publications (if sport-specific)	
	Expenditures		Expenditures		Expenditures		Expenditures		Expenditures		Expenditures	
	School	Booster	School	Booster	School	Booster	School	Booster	School	Booster	School	Booster
G basketball							16,924					
B basketball							16,924					
G softball							6,816					
B baseball							6,816					
G cross country							3,678					
B cross country							3,678					
G golf							1,787					
B golf							1,787					
G soccer							5,396					
B soccer							5,396					
G swimming							2,837					
B swimming												

1. Total expenditures on T-35 and T-36 on the 2005-2006 year report due by April 15, 2006, should reflect the total monies spent (rounded off to nearest hundred) for the entire school year of 2004-2005 ending June 30, 2005.
 2. Booster Club Funding/Contributions must be included in the expenditures total.

Principal's Signature: _____ Date: _____
 Copyright 1999, Good Sports, Inc., Title IX and Gender Equity Specialists. All rights reserved.

**2005-2006
ACTUAL EXPENDITURES - PROGRAM COMPARISON CHART 2
TO INCLUDE BOOSTER CLUB FUNDING**

	equipment and supplies		travel		awards		coaches' salaries (to include supplemental and extended employment; dollar amount needed)		facilities improvements		publications (if sport-specific)	
	Expenditures		Expenditures		Expenditures		Expenditures		Expenditures		Expenditures	
	School	Booster	School	Booster	School	Booster	School	Booster	School	Booster	School	Booster
G track							5396					
B track							5396					
G tennis							1787					
B tennis							1787					
G volleyball							6446					
B wrestling							5396					
G (list sport)												
B football												
G (list sport)							32692					
B (list sport)												

1. Total expenditures on F-35 and T-36 on the 2005-2006 year report due by April 15, 2006, should reflect the total monies spent (rounded off to nearest hundred) for the entire school year of 2004-2005 ending June 30, 2005.

2. Booster Club Funding/Contributions must be included in the expenditures total.

Indicate percentage of total expenditures for each gender:

Gender	Expenditures	Percentage
Boys	\$	
Girls	\$	
Total:	\$	100%

Principal's Signature: _____ Date: _____

2005-2006

**ACTUAL EXPENDITURES - PROGRAM COMPARISON CHART 1
TO INCLUDE BOOSTER CLUB FUNDING**

*see booster report
date 4/26*

	equipment and supplies		travel		awards		coaches' salaries (to include supplemental and extended employment; dollar amount needed)		facilities improvements		publications (if sport-specific)	
	Expenditures		Expenditures		Expenditures		Expenditures		Expenditures		Expenditures	
	School	Booster	School	Booster	School	Booster	School	Booster	School	Booster	School	Booster
G basketball	6600		4300	2,000	1500	1,000						
B basketball	1,6600		600		500							
G softball	1,000		2,000	4000		500						
B baseball	2400		4200	2100						6,000		
G cross country	2200	500	1400		400	200						
B cross country	2200	500	1400		400	200						
G golf			600	600		300						
B golf			600			300						
G soccer	3100		600	800	600	400			1,000			
B soccer	700			400	100	600			1,000			
G swimming	1200		100		200							
B swimming	1300		100		200							

*2013-2014
2012-2013
2011-2012
2010-2011
2009-2010
2008-2009
2007-2008
2006-2007
2005-2006*

- Total expenditures on T-35 and T-36 on the 2005-2006 year report due by April 15, 2006, should reflect the total monies spent (rounded off to nearest hundred) for the entire school year of 2004-2005 ending June 30, 2005.
- Booster Club Funding/Contributions must be included in the expenditures total.

Principal's Signature: *[Signature]* Date: 4/14/06

2005-2006
ACTUAL EXPENDITURES - PROGRAM COMPARISON CHART 2
TO INCLUDE BOOSTER CLUB FUNDING

	equipment and supplies		travel		awards		coaches' salaries (to include supplemental and extended employment; dollar amount needed)		facilities improvements		publications (if sport-specific)	
	Expenditures		Expenditures		Expenditures		Expenditures		Expenditures		Expenditures	
	School	Booster	School	Booster	School	Booster	School	Booster	School	Booster	School	Booster
G track	1,000		600			200						
B track	1,000		600			200						
G tennis	200				200							
B tennis	200				200							
G volleyball	4700		300	600								
B wrestling	1700		3200	1200	700	400						
G (list sport)												
B football	8200		600	600	1400	500						
G (list sport)												
B (list sport)												

1. Total expenditures on T-35 and T-36 on the 2005-2006 year report due by April 15, 2006, should reflect the total monies spent (rounded off to nearest hundred) for the entire school year of 2004-2005 ending June 30, 2005.


2. Booster Club Funding/Contributions must be included in the expenditures total.

Indicate percentage of total expenditures for each gender:

Gender	Expenditures	Percentage
Boys	\$ 52,700	54
Girls	\$ 45,700	46
Total:	\$ 98,400	100%

1127
1673
OK


Principal's Signature: *[Signature]* Date: 4/14/06



North Hardin High School

801 S. Logsdon Parkway · Radcliff KY 40160

Phone: 270-351-3167 · Fax: 270-352-4512



Bill Dennison
Principal

Cindy Brown
Laura McGray
Les Tharp
Assistant Principals

Alan Campbell
Judy Campbell
Pam Carter
Bob Moore
Counselors

Lin Linder
Angie Rucker
**Library/Media
Specialists**

Shelly Hasty
**Curriculum,
Instruction,
Assessment
Resource Teacher**

Mimi Pike
Office Manager

Lynny Harper
Bookkeeper

North Hardin High School does not set specific budget amounts for its athletic programs. General amounts are set at \$3,500 for football, \$1,500 for basketball, baseball, soccer, softball, and volleyball, \$1,000 for wrestling, track and cross country, and \$500 for golf and tennis. Coaches initiate the request process by contacting the athletic director. The athletic director then completes the P.O. request for the finance officer. Items are ordered on a need basis.

The North Hardin swim program travel expenses are paid for by the board of education. This process is due to the lack of facilities within our district. North Hardin practices and holds meets at the Ft. Knox base.

Our amounts are greater the year in football, girls basketball, and girls softball. This difference is due to our four-year rotation of uniforms.

If you have any questions, please contact me at your convenience.

Sincerely,

Alan Campbell
Athletic Director
North Hardin High School
(w) (270) 351-3167
(h) (270) 769-2875
© (270) 300-1446

- Certified Personnel -

EXTRA CURRICULAR INCREMENT SCHEDULE	
POSITION	INCREMENT
HIGH SCHOOL	
Academic Coach	5,256
Head Band Director	9,040
Assistant Band Director (# 1)	5,256
Assistant Band Director (# 2)	5,256
Head Basketball Coach (Boys) (Girls)	9,040
Assistant Basketball Coach (Boys) (Girls)	5,256
9th Grade Basketball Coach (Boys) (Girls) Must fulfill a competitive schedule	2,628
Head Football Coach	9,040
Assistant Football Coach (# 1)	5,256
Assistant Football Coach (# 2)	5,256
Junior Varsity Football Coach (two)	5,256
9th Grade Football Coach – Must fulfill a competitive schedule	2,628
Head Soccer Coach (Boys) (Girls)	3,609
Assistant Soccer Coach (Boys) (Girls) – 25 regular participants	1,787
Head Softball / Baseball Coach	3,609
Assistant Softball / Baseball Coach –20 regular softball/baseball participants	1,787
9th Grade Softball / Baseball Coach- Must fulfill a competitive schedule	1,420
Head Wrestling Coach	3,609
Assistant Wrestling Coach – 20 regular wrestling participants	1,787
Head Track Coach	3,609
Assistant Track Coach – 30 regular track participants	1,787
Athletic Director	5,256
Head Swim Coach	1,787
Assistant Swim Coach – 20 regular swim participants	1,050
Golf Coach	1,787
Golf Coach (# 2) –16 regular golf participants	1,787
Tennis Coach	1,787
Tennis Coach (# 2) 20 regular tennis participants	1,787
Cross Country Coach (Boys) (Girls)	2,628
Cross Country Assistant Coach - 20 regular cross country participants	1,050
Weight Room Sponsor	2,628
Mat Maid Sponsor	1,420
Cheerleading Sponsor (Boys) (Girls)	3,609
Choral/Show Choir Director- Must complete performances outside of school day	2,628
Annual Sponsor	1,787
Senior Sponsor	1,787
Debate / Speech Coach- Must fulfill competitive schedule	1,787
Drama Coach- Must complete performances outside of school day	1,420
JROTC Color Guard / Drill Team Sponsor (four)	1,787
Head Volleyball Coach	3,609
Assistant Volleyball Coach – 20 regular volleyball participants	1,787
High School News Paper Advisor	1,420

► Proposal for Bingo

60/40 split for Athletics and Clubs and Organizations

	\$	%
Gen Fund for Athletics	16000	20.77922
Baseball	3000	3.896104
Basketball B/G	7000	9.090909
Cheerleaders	3000	3.896104
Cross Country B/G	2000	2.597403
Golf	1000	1.298701
Matmaids	1000	1.298701
Softball	3000	3.896104
Soccer B/G	5000	6.493506
Swimming	1500	1.948052
Tennis	1500	1.948052
Track B/G	3000	3.896104
Volleyball	1500	1.948052
Wrestling	1500	1.948052
Pep Club	1000	1.298701
total	51000	

Football(will be getting 5000 extra from their own receipts)

Clubs and Organizations

	\$	%
Art Club	.500	0.649351
Band	10000	12.98701
JROTC	5000	6.493506 to be split among drill, rifle, color guard
Chorus	500	0.649351
FBLA	500	0.649351
Academic Team	1000	1.298701 drama/speech debate receives money from school budge
Karate	500	0.649351
FFA	1000	1.298701
FCCLA	1000	1.298701
French Club	500	0.649351
German Club	500	0.649351
KY Jr Hist Society	500	0.649351
SADD	500	0.649351
National HS	1000	1.298701
Science	500	0.649351
Spanish Club	500	0.649351
Student Council	500	0.649351 has the faculty game and Celebration of the Arts (2000)
TSA	1000	1.298701
Y Club	500	0.649351
total	26000	


2005-2006 KHSAA TITLE IX ATHLETICS AUDIT
Checklist - Overall Interscholastic Athletics Program

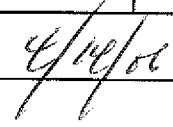
KHSAA
Form T41
Rev. 9/05

DIRECTIONS:

For the Areas of Compliance (Opportunities and Benefits) listed on the left hand side of the page, place a checkmark under the appropriate column identifying whether your school provided an advantage to the Girls' Program, or to the Boys' Program or to Neither Program.

Areas of Compliance:	ADVANTAGE TO:		
	GIRLS' PROGRAM	BOYS' PROGRAM	NEITHER PROGRAM
OPPORTUNITIES			
Accommodation of Interest and Abilities			✓
BENEFITS			
Equipment and Supplies			✓
Scheduling of Games and Practice Time			✓
Travel and Per Diem Allowances			✓
Coaching			✓
Locker Rooms, Practice and Competitive Facilities			✓
Medical and Training Facilities and Services			✓
Publicity			✓
Support Services			✓
Athletic Scholarships			✓
Tutoring			✓
Housing and Dining Facilities and Services			✓
Recruitment of Student Athletes			✓

Principal's Signature: 

Date: 

CORRECTIVE ACTION PLAN

DIRECTIONS:

1. For Column 1, indicate the intended area which needs corrective action in order to achieve gender equity. For Column 2, write the suggested change or activities that will correct the area in need of alteration. For Column 3, include the estimated completion date for the changes or activities.
2. It is possible to attain compliance with Title IX and no longer need "corrective" action. However, the KHSAA strongly encourages compliant schools to identify items for improvement (Column 1), activities to accomplish the improvement (Column 2) and a timetable for completion (Column 3) that will strengthen the athletic program.
3. You may copy this form as needed. Please attach corrective action plans along with audit forms and submit by April 15, 2006.

COLUMN 1 ITEM FOR CORRECTION/ IMPROVEMENT	COLUMN 2 SUGGESTED CHANGE/ ACTIVITIES	COLUMN 3 TIME TABLE FOR CORRECTIVE ACTION/ COMPLETION
Recognition Procedure	All Sports Contact in May	Annually
Louise Rooms at Softball Base Camp		Movies Accepted through Section 7
Uniform Procedure	45 Year Revision	Annually

Principal's Signature: _____

Date: _____

g/10/06



2005-2006 INTERSCHOLASTIC
ATHLETICS SURVEY
Summary of Student Responses

KHSAA
Form T63
Rev. 9/05

School Name: North Hesse
School Enrollment: 1352 Only Surveyed 1004 (SHOULD AGREE WITH FORM T-1)
Date: January
Completed By: Alan Campbell and Athletic Aides

Instructions:

1. Summarize the Student Athletics Interest Surveys Form T-61 by listing the total number of responses on the line next to each sport.
2. Under the Other Category please provide a listing of the sports as well as the number of students who are interested in participating.
3. Please sign and date this Summary Form (T-63) and mail this Summary Form only to the KHSAA by April 15, 2006. Do not mail the student surveys (Form T-61). However, these Forms should be maintained in your files in the event they are requested subsequently.

1072 Number of Surveys ^{94%}
1004 Total Returned (*A minimum of 80% return is expected*)
9-11 Grades Surveyed (*Should be grades 9-11 and 8th grade if school has a feeder system*)

How Was The Survey Administered? TAP - Adv. see Advisor
(e.g. was it given in all English classes, or all home rooms, or advisee/advisor?)

KHSAA Sanctioned Fall Sports (*List Total Number of Participation Responses*)

29 Cross Country (Girls)
26 Cross Country (Boys)
153 Football (Boys)
11 Golf (Girls)
27 Golf (Boys)
52 Soccer (Girls)
53 Soccer (Boys)
123 Volleyball (Girls)

Winter Sport (List Total Number of Participation Responses)

- 45 Basketball (Girls)
- 66 Basketball (Boys)
- 53 < Indoor Track (Girls)
- Indoor Track (Boys)
- 29 Swimming & Diving (Girls)
- 20 Swimming & Diving (Boys)
- 55 Wrestling (Boys)

Spring Sport (List Total Number of Participation Responses)

- 90 Baseball (Boys)
- 58 Fast Pitch Softball (Girls)
- 50 Slow Pitch Softball (Girls)
- 73 Tennis (Girls)
- 19 Tennis (Boys)
- 52 Track (Girls)
- 77 Track (Boys)

Non-KHSAA Sanctioned Sports (From Student Survey T-61 Question 10)

- 137 Archery
 - 56 Field Hockey
 - 152 Bowling
 - 15 Boys' Gymnastics
 - 88 Girls' Gymnastics
 - 92 Ice Hockey
 - 42 Boys' Lacrosse
 - 47 Girls' Lacrosse
 - 86 Rifle
 - 50 Rodeo
 - 27 Boys' Volleyball
 - 37 Water Polo
 - 97 Weightlifting
- Girls Football 47

Number of Students who participate in Intramural Sports
(From Student Survey T-61 Question 5)

<u>Sport</u>	<u>Number</u>
NO/A	

List Intramural Sports students are interested in adding:

(From Student Survey T-61 Question 6)

<u>Sport</u>	<u>Number</u>
Basketball	54
Volleyball	16
Softball	23
Baseball	61
Football	48
Rugby	20

Participation in Non-School Sports Activities

(From Student Survey T-61 Question 7)

<u>Sport</u>	<u>Number</u>
Chess Basketball	21
Youth Baseball	16
Youth Softball	24

Reasons for not participating in interscholastic athletics

(From Survey Question 8)

- 124 I prefer other activities such as band, chorus, etc.
- 117 I don't have time
- 39 The practice schedules and game times are inconvenient
- 51 The sport I like isn't offered
- 34 It's too expensive
- 28 I prefer to participate in club or intramural sports
- 104 Working
- 90 Other:

Student Suggestions to encourage participation

Pay

Chival

flexible practice

Principal's Signature

Date

2005-2006 INTERSCHOLASTIC ATHLETICS STUDENT SURVEY

KHSAA
Form T61
Rev. 9/05

1. Is the School District offering the interscholastic sport(s) you want to play?
580 Yes
163 No, I want to play _____
262 I am not interested in athletics
2. During the **fall season**, which KHSAA sanctioned sport would you like to play?
153 Football
123 Girls' Volleyball
26 Boys' Cross Country
29 Girls' Cross Country
27 Boys' Golf
11 Girls' Golf
53 Boys' Soccer
52 Girls' Soccer
210 I would not participate
3. During the **winter season**, which KHSAA sanctioned sport would you like to play?
166 Boys' Basketball
45 Girls' Basketball
20 Boys' Swimming & Diving
29 Girls' Swimming & Diving
55 Boys' Wrestling
53 Boys' and Girls' Indoor Track
203 I would not participate
4. During the **spring season**, which KHSAA sanctioned sport would you like to play?
77 Boys' Track
52 Girls' Track
73 Girls' Tennis
19 Boys' Tennis
50 Girls' Slow Pitch Softball
58 Girls' Fast Pitch Softball
90 Boys' Baseball
269 I would not participate
5. Do you participate in intramural sports? If you do, which sports(s)?
222 Yes _____
703 No _____
6. Which intramural sports, if any, would you like to see added?
Baseball, volleyball, softball, dodgeball, football
Rugby

7. Do you participate in non-school sport activities? If you do, which sport(s)?

229 Yes

403 No

8. Are you currently participating in interscholastic athletics during any season?

231 Yes

454 No Why don't you participate in interscholastic athletics?

124 I prefer other activities such as band, chorus, etc.

117 I don't have time

39 The practice schedules and game times are inconvenient

51 The sport I like isn't offered

34 It's too expensive

28 I prefer to participate in club or intramural sports

104 Working

96 Other

9. Do you have any suggestions to encourage participation?

Pay Athletes

Chairs

flexible practice

10. Which Non-KHSAA sanctioned sport would you like to play?

137 Archery

56 Field Hockey

152 Bowling

15 Boys' Gymnastics

88 Girls' Gymnastics

92 Ice Hockey

42 Boys' Lacrosse

47 Girls' Lacrosse

86 Rifle

50 Rodeo

27 Boys' Volleyball

37 Water Polo

97 Weightlifting

135 I would not participate

Girls Football 47

OPTIONAL

Name: _____

Age: _____

Male: _____

Female: _____

(check one)